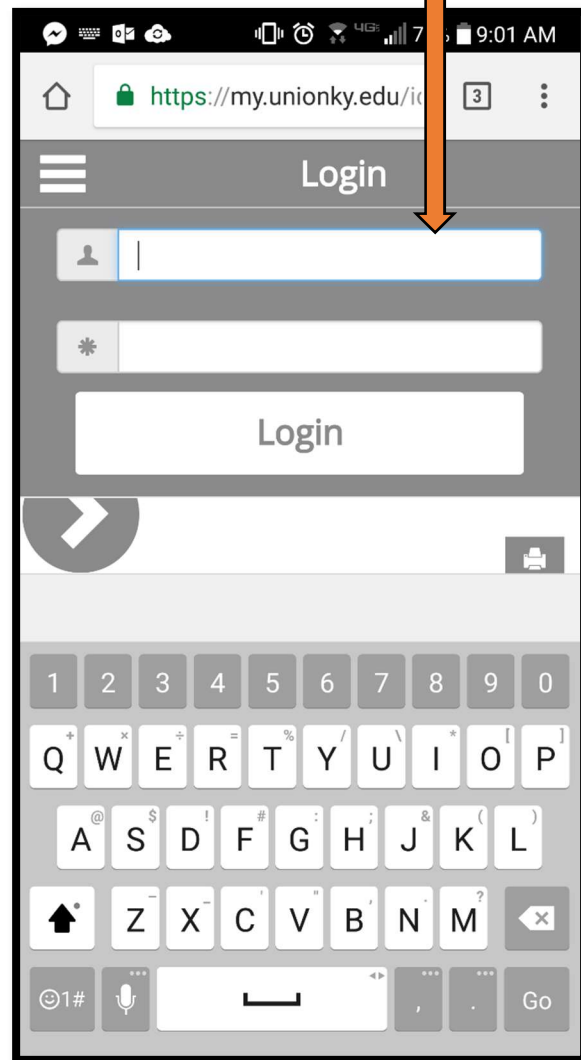


UNION COLLEGE
Department of Information Technology Services
My Union Mobile: Basic Navigation

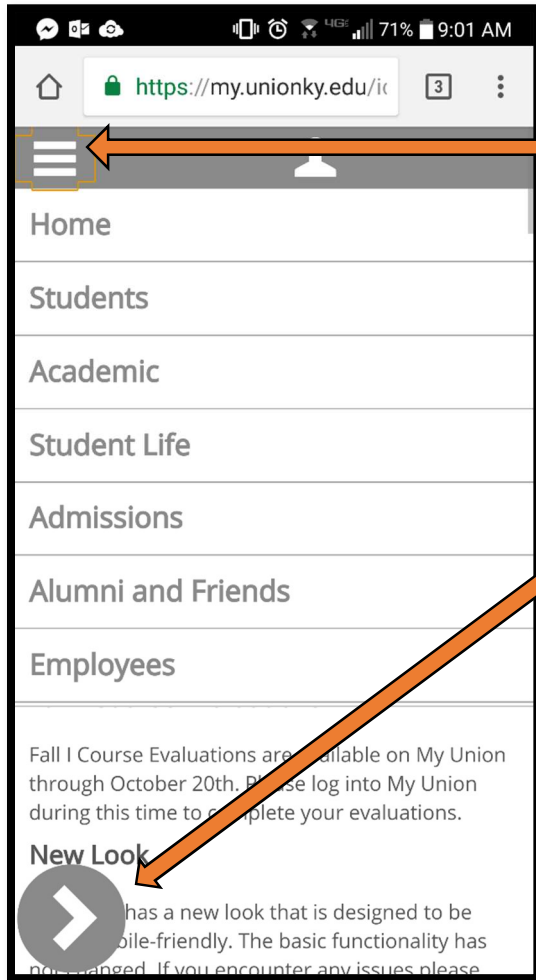


Upon arriving at the My Union mobile site, the first thing you will want to do is log in at the top of the page to ensure that you have the necessary access granted by your account. Click "Login."

After you click Login, a popup will appear that will allow you to enter your user name and password. When you have done so, click the login button.



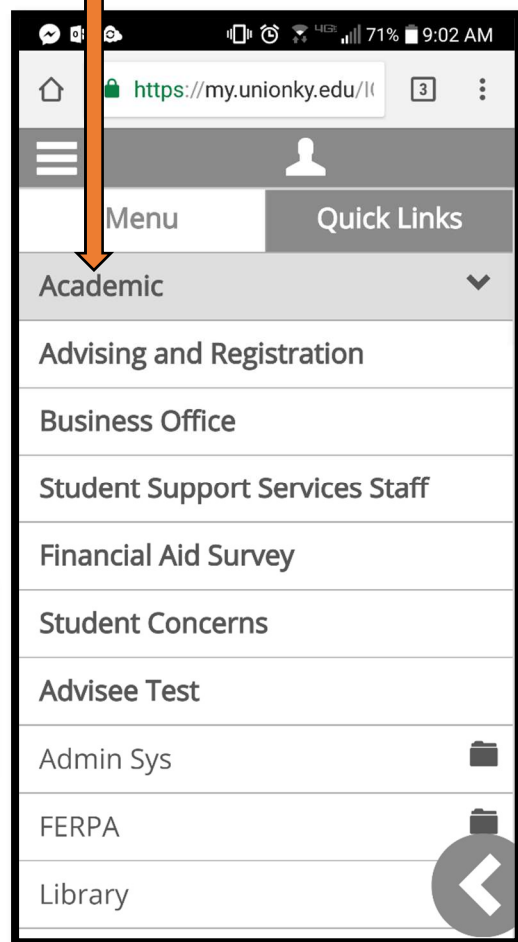
UNION COLLEGE
Department of Information Technology Services
My Union Mobile: Basic Navigation



When navigating the new My Union mobile site, there are 2 main menus to consider.

The first can be accessed by clicking the 3 lines in the upper left corner. This dropdown menu is equivalent to the navigation tabs in the gray bar of the desktop version of the My Union site.

The second is a slide out menu indicated by the white chevron in the gray circle. This menu is equivalent to the side menus that appear for each navigation tab in the desktop version of the My Union site.



If you have any further questions, please contact the Technology Support Desk at (606) 546-1626 or email support@unionky.edu.