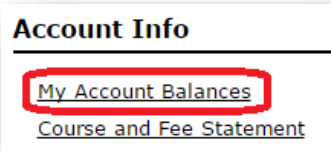


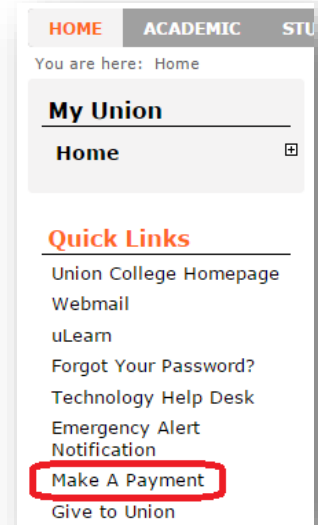
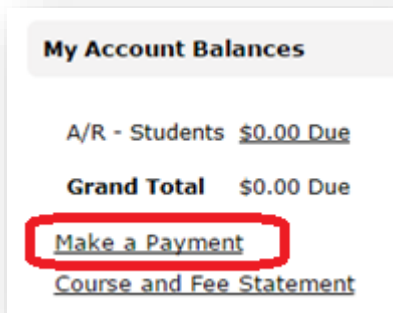
# UNION

## How to Make an Online Payment

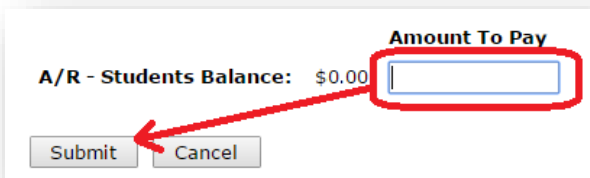
1. Go to My Union at [my.unionky.edu](http://my.unionky.edu) and log in.
2. Click the **Make a Payment** link on the left hand side of the page.
3. Click **My Account Balances**.



4. You will see the amount due. Click **Make a Payment**.

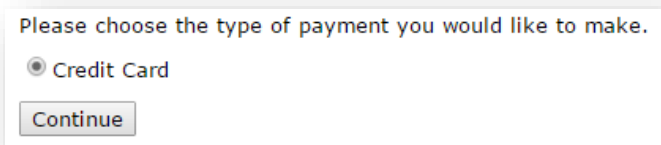


5. Enter the amount you want to pay and click **Submit**.



6. Click **Continue** on the next screen (we accept all major credit and debit cards for payment).

**ATTENTION: When you click Continue to make a payment your browser may try to block the payment window as a pop-up. If this happens just click to allow pop-ups in the upper right-hand corner or bottom of your browser. If you are using a mobile device such as an iPad you can allow pop-ups through the Settings window.**



7. You will be redirected to our payment processor where you will enter your payment information.
8. Fill in your name, address, and credit/debit card information and click **Pay Now**.

If you have any questions please contact the Business Office at (606) 546-1203.